

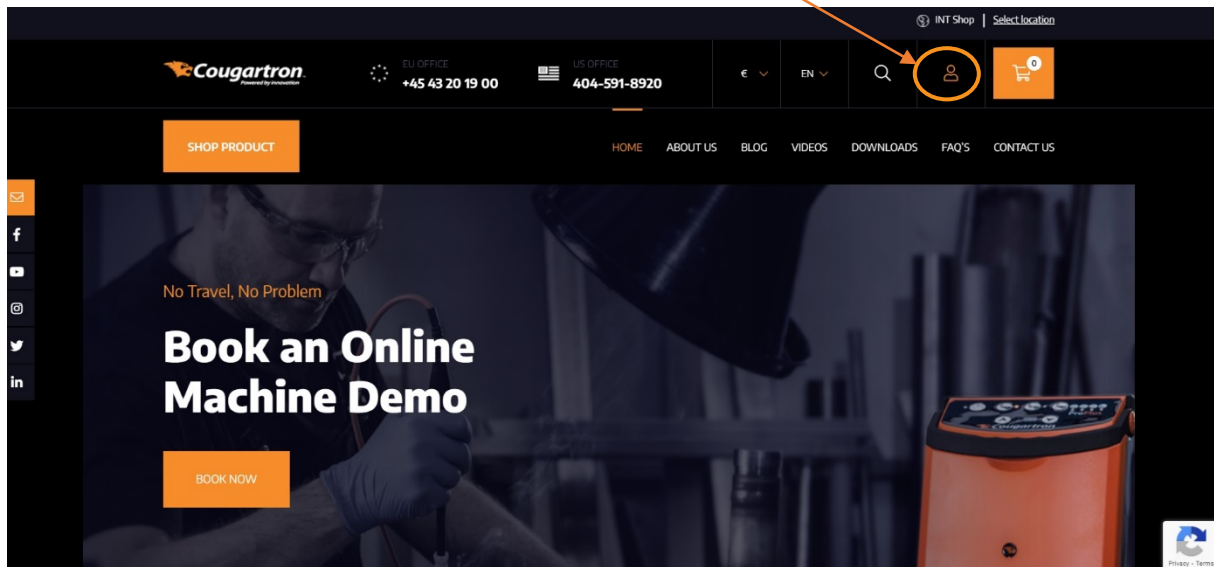
HOW TO BECOME A BUSINESS ACCOUNT?

You can apply for business account in three different ways. Please see our step-by-step guide for each way below.

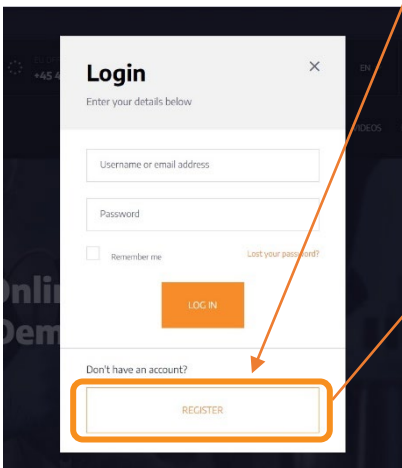
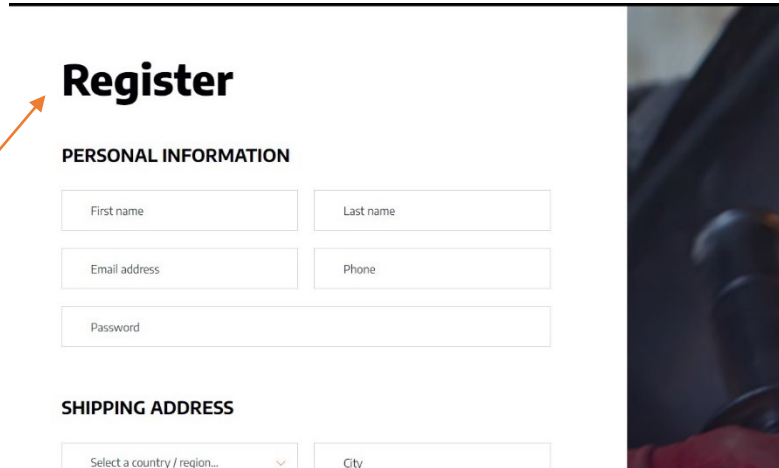
Please Note: The business account is not available for USA, Mexico, Canada & Puerto Rico

1. REGISTER AS A NEW USER ON THE COUGARTRON WEBSITE

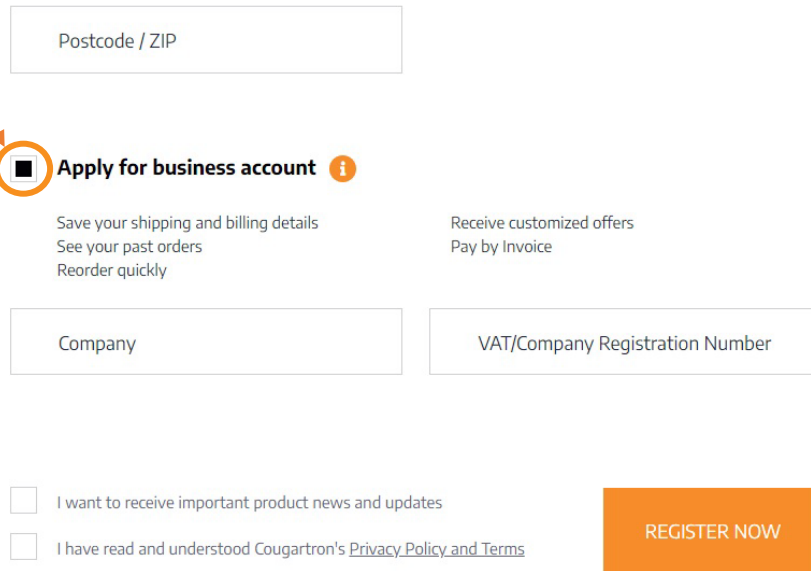
Step 1 – Click on the “Login/Register” button in the upper right corner of the main navigation menu.




Step 2 – Pick the form called “Register” and enter your information.

A screenshot of the website's login modal. It has a title 'Login' and a subtitle 'Enter your details below'. There are input fields for 'Username or email address' and 'Password'. Below the password field are checkboxes for 'Remember me' and a link for 'Lost your password?'. A 'LOG IN' button is centered below the fields. At the bottom, there is a link 'Don't have an account?' and a 'REGISTER' button, which is highlighted with an orange border.A screenshot of the website's registration form. The title is 'Register'. It is divided into two sections: 'PERSONAL INFORMATION' and 'SHIPPING ADDRESS'. The 'PERSONAL INFORMATION' section includes input fields for 'First name', 'Last name', 'Email address', 'Phone', and 'Password'. The 'SHIPPING ADDRESS' section includes a dropdown menu for 'Select a country / region...' and a 'City' input field.

Step 3 – Check the “Apply for Business Account” box and fill out your company name and VAT number.



Postcode / ZIP

Apply for business account 

Save your shipping and billing details
See your past orders
Reorder quickly

Receive customized offers
Pay by Invoice

Company

VAT/Company Registration Number

I want to receive important product news and updates

I have read and understood Cougartron's [Privacy Policy and Terms](#)

REGISTER NOW

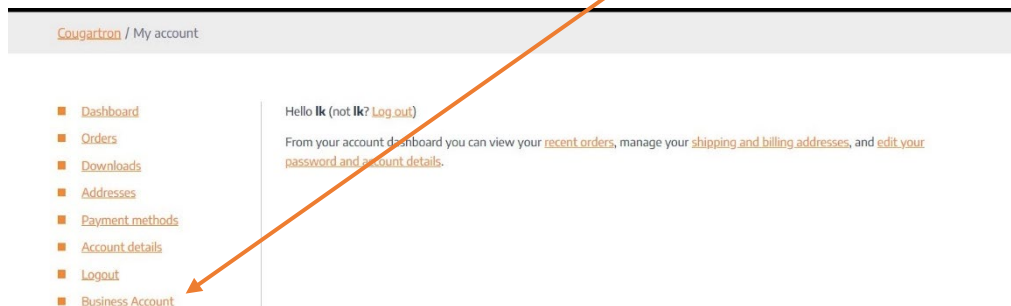
Step 5 – Now, you have to wait until your application is reviewed and approved by the Cougartron team. Once and if you are approved, you will be immediately notified by email.

2. ALREADY HAVE A USER ACCOUNT ON COUGARTRON?

If you are already a registered user, you can apply for a Business Account from your user panel.

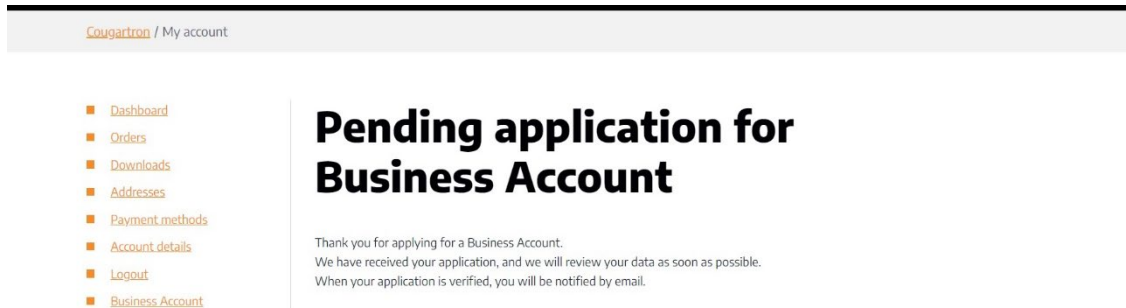
Step 1 – Make sure you are logged in. If not, click on the link: <https://cougartron.com/my-account/> and enter your email and password to log in.

Step 2 – Once you enter your user panel, click on the “Business Account” button.



Step 3 – Enter your company information using the Business Account application form.

Step 4 – Once you apply, your status will change to “Pending Application”-until your Business Account is approved. As soon as your application is approved, you will be notified by email.



Cougartron / My account

- Dashboard
- Orders
- Downloads
- Addresses
- Payment methods
- Account details
- Logout
- Business Account

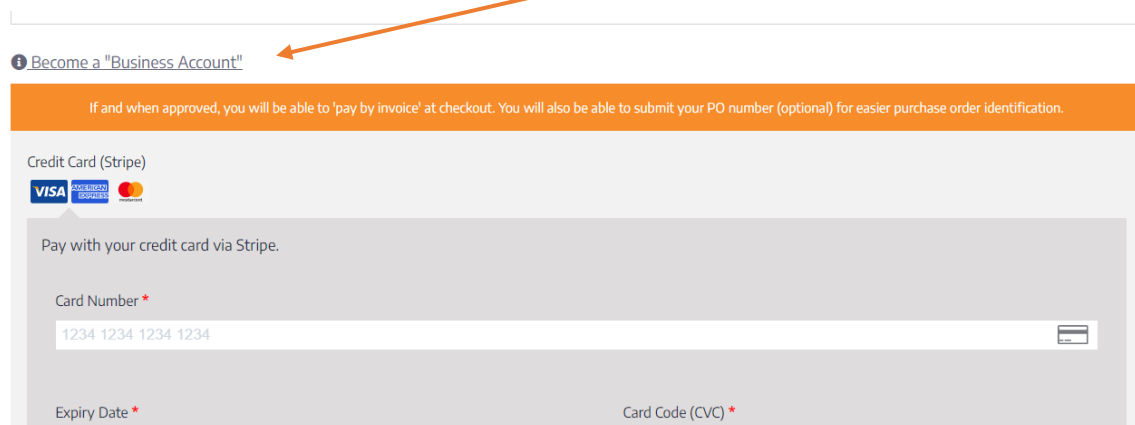
Pending application for Business Account

Thank you for applying for a Business Account.
We have received your application, and we will review your data as soon as possible.
When your application is verified, you will be notified by email.

3. APPLY FOR BUSINESS ACCOUNT AT THE CHECKOUT

You can also apply for a Business Account directly during checkout. To do this, you must already be a registered user on our website.

Step 1 – At the checkout, under section 3 – (Payment) click on the “Become a Business Account” link.



➤ Become a "Business Account"

If and when approved, you will be able to 'pay by invoice' at checkout. You will also be able to submit your PO number (optional) for easier purchase order identification.

Credit Card (Stripe)

VISA AMERICAN EXPRESS MASTER CARD

Pay with your credit card via Stripe.

Card Number *
1234 1234 1234 1234

Expiry Date * Card Code (CVV) *

Step 2 – The link will take you to the Business Account application form.
Fill out your company information and press “Send”

[Cougartron](#) / [My account](#)

- [Dashboard](#)
- [Orders](#)
- [Downloads](#)
- [Addresses](#)
- [Payment methods](#)
- [Account details](#)
- [Logout](#)
- [Business Account](#)

Apply for Business Account

Fill out the form below to apply for a Business Account.
If and when approved, you will be able to "pay by invoice" at checkout.
You will also be able to submit your PO number (optional) for easier purchase order identification.

SEND

PLEASE NOTE: You won't be able to Pay by Invoice immediately after submitting your application. It may take a few days for your application to be reviewed by our team. If and when your application is approved you will be notified by email immediately. If you don't receive an email after 3 working days, please contact us at sales@cougartron.com or call +45 4346 2010. Cougartron reserves the right to refuse any received application for a "Business Account".